


## contents



Yasutsugu Miwa, DVM



Cassio Lynn / Deb Frye



Henry Brames, Dr med vet



Cathy Johnson-Delaney, DVM, Dipl ABVP-Avian Practice

Cover photo of **Warren Briggs, DVM**

### **Observations from the Field**

- 4** **Locating the Urethral Opening in a Male Sugar Glider**  
Yasutsugu Miwa, DVM
- 5** **Removal of Urinary Calculi via the Cloaca in Tortoises**  
Yasutsugu Miwa, DVM
- 8** **Regurgitating Rabbit**  
Gil Stanzione, DVM and Mary Cotter, EdD, LVT

### **Observations from the Forum**

- 9** **Cranial Vena Cava Venipuncture in a Ferret**

### **Case Report** Peer Reviewed

- 10** **Dystocia Secondary to a Perianal Fetal Hernia in an African Hedgehog**  
Sarah Vuolo, DVM and Julia K. Whittington, DVM





### **Clinician's Notebook** Peer Reviewed

- 13** **Radiographic Anatomy of Adult Falcons**  
Diana Quiliquini, Med Vet; Tom Bailey, BSc, BVSc, MRCVs, MSc, PhD, CertZooMed, Dipl ECAMS; Antonio Di Somma, Med Vet, SMPA and Ahmed Kutty
- 19** **Anatomy of the Blue Tang**  
Brent R. Whitaker, MS, DVM; Cassio Lynn and Deb Frye
- 29** **Efficacy and Tolerability of Profender® in Reptiles: Spot-on Treatment against Nematodes**  
Henry Brames, Dr med vet

### **Exotic Animal Care**

- 36** **Guinea Pigs**  
Cathy Johnson-Delaney, DVM, Dipl ABVP-Avian Practice

### Departments

- 44**  **For Your Bookshelf**
- 46**  **Time Off**
- 47**  **Exotic Marketplace**
- 48**  **Tools**